



The Parkland Press!



The Parkland Federation Newsletter

Also available on our websites
Swale Academies Trust



29th January 2021

plf-office@swale.at

Dear Parents and Carers,

We do hope that our latest newsletter finds you and your families well. As January draws to a close, we are looking ahead to Spring and all of the wonderful things that this will bring with it. Lighter days, warmer weather and an abundance of new growth all around us. Although schools will remain closed after half term, we are all very much looking forward to welcoming everyone back safely as soon as possible. We also look forward to welcoming you all virtually at our upcoming Parent Consultations on 9th and 10th February but until then, please enjoy a selection of some of the wonderful work that has been happening at home and in school over the past fortnight as well as some useful information:

THANK YOU MORRISONS

A huge thank you to Morrisons who recently delivered stationary and books to help us support some of our children working at home. These have been very well received and we certainly had some excited children when they were delivered!



ONLINE LEARNING EXPECTATIONS



Please remember to ensure your child logs into Google Classroom every day or takes part in the work set on Tapestry for our EYFS children. We fully appreciate that many of you are juggling working from home with multiple sets of home learning, so a huge thank you for making sure assignments are completed and handed in for marking. If you do need any support, please do not hesitate to contact the class teacher or a member of the leadership team who will be very happy to help you.

Parents Evening

We are pleased to let you know that our next Parents' and Carers' Evening will take place by Video Link on **Tuesday, 9th February** between 3.15pm – 6.15pm and **Wednesday, 10th February** between 3.15pm – 6.15pm. This will be an opportunity to meet with your child's teacher to discuss their progress and any questions you have.

You can 'arrive' early to an appointment and the system will let you in when the teacher is ready. Appointments will be 10 minutes long with the system cutting out after this time to ensure prompt starts for the next appointment. Please make sure you are logged in to the appointment in plenty of time to ensure you get your allocated time with the teacher.

Please visit <https://parklandfederation.schoolcloud.co.uk/> to book your appointments. A short guide on how to add appointments can be seen here: <https://vimeo.com/473882995>

If you do not have access to the internet, please contact the School Office who will be happy to add appointments on your behalf.

If you have children in both the Junior and Infant school you will need to log in with the infants child's details to book for infant teachers, then log out and log in as the junior child to book junior teachers.

Online Learning Survey

We aim to provide a comprehensive curriculum, both in school and online. This survey consists of statements and questions aimed at assisting us in improving our Remote Education provision for both you and our pupils.

https://docs.google.com/forms/d/e/1FAIpQLSfCU2c wd7vKwuoVXaC5ZYzE8LmO3SG-Zuf2_Yb8Xr72Aeil6Q/viewform



Live Lessons

With the Government looking to extend school closures, we are very aware that home learning could potentially be enhanced further through interactions and relationships which exist in our classrooms. We are looking to evolve our live learning which has already started for selected small groups. This will add a further learning experience and provide the opportunity for pupils to interact with each other again. We are also looking to ease the pressure for parents who are supporting their children with home-schooling as well as increase motivation for pupils.

To enhance the learning experience of your child through live interactions in our Google Suite portal, specific safeguarding protocols are required.

Please carefully read and complete the following form by **9 o'clock Wednesday, 3rd February 2021**. Thank you to those that have already completed the form.

<https://docs.google.com/forms/d/e/1FAIpQLSfK4wpFHGZMrenZliUezCguOrkQcISLK4fxZVaZMN2gVbBw/viewform>



FREE SCHOOL MEALS - VOUCHERS

We hope our Free School Meal families are benefiting from the vouchers sent to you via Edenred. Please make sure you redeem the vouchers and turn them into gift cards as they do have an expiry date of **22nd February 2021**. Once you have redeemed, the gift card will have a longer life span.

If your financial circumstances have recently changed or you wish to check whether you are eligible, then please click on the link below and complete the short online application. You will need to provide your date of birth and national insurance number.

<https://www.eastsussex.gov.uk/educationandlearning/schools/school-life/meals/free/>



For those at school, please take advantage of the hot meal available daily.

BEING SOCIAL ONLINE THIS DECEMBER: A PARENT'S GUIDE



Access to new tech over the winter period can provide new opportunities for children and young people but also present risks.

[This Think U Know guide](#) for parents looks at how they can support their child to be safer online this season by focusing on 3 key areas: viewing, sharing, chatting and friending.

WELCOME TO THE MAKATON SIGN OF THE WEEK

Each week, we will be bringing you a 'Makaton Sign of the Week'. Makaton uses signs and symbols to help people communicate. It supports the development of essential communication skills such as attention and listening, comprehension, memory, recall and organisation of language and expression. In school, we use a lot of Makaton when we sing and when we talk to one another. In order to keep promoting and using Makaton, we will include a Makaton Sign of the Week for the children (and adults!) to learn and use. The lovely Mrs Deaves will model it for you.



This week's sign is 'listen.'

Cup your dominant hand around your ear
and say "listen."

STEM CHALLENGE

STEM refers to Science, Technology, Engineering and Mathematics.

What kind of animal can live for a month without its head?

James Woodward likes to talk about insects (*clue*) and other animals at Drusillas Park. Over lockdown, he is tending to some at home and can tell you many tales about his companions.

Please feel free to show any pet ones you may have on screen, or indeed bring some in from the garden we can identify on Saturday 13th February, 11am to 11.40am with James Woodward (and his cockroaches).

Part of At Home With Science; from Brighton Science Festival - www.brightonscience.com



TRY THIS INDOORS Go on a spider safari around your home! Carefully explore where you live, looking for spiders. If you find one draw what it looks like. You could also try and identify what type of spider it is.

<https://www.uksafari.com/spiders.htm>

TTROCKSTARS CHALLENGE - closes in 2 weeks!

Well done to everyone who is taking part in our TT Rockstars Times Table Challenge. There are only 2 weeks until the competition closes. Currently, top of the leader board are: [6 Mian](#), [6 Rosen](#) and [5 Zephaniah](#).



MYMATHS SUPPORT FOR PARENTS

Mymaths is a home learning maths website that is popular with many primary and secondary schools. Some of our home learning will be set on mymaths to provide variety for the children when completing maths tasks. If you require further information about how to use mymaths they have provided a very useful parent guide. The link is given below:-

<https://www.mymaths.co.uk/support-for-parents-and-carers.html>



COMPUTERS FOR FAMILIES

We have been doing our utmost to provide computers for our families who need a computer, however these are in desperately short supply. We have heard about a charity that will supply low cost computers. Their details are :

Casey Kingsland Office Manager

Tubbs Computer Supplies

Email: casey.kingsland@tubbscomputersupplies.org

Website: <http://tubbscomputersupplies.org/>

Address: Unit 8, The Old Printworks, 20 Wharf Road, Eastbourne, East Sussex, BN21 3AW

Facebook:

<https://www.facebook.com/Tubbs-Computer-Supplies-1582067065429775/>

ECO TIP OF THE FORTNIGHT

Use Eco Friendly Toilet Paper

Did you know that a lot of trees are cut down in order to make toilet paper rolls? It requires at least **17 trees and 90,921 litres** of water for a tonne of paper rolls. We could all help reduce this by starting to use **eco friendly toilet paper** made out of **bamboo**. Toilet paper made out of bamboo is a much more sustainable option compared to regular toilet paper.



ONLINE LEARNING ATTENDANCE FIGURES



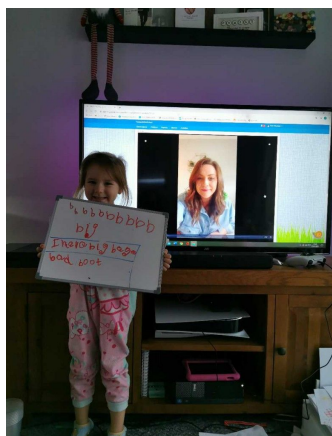
Class	Percentage	Class	Percentage
Inkpen	90%	Kerr	86%
Donaldson	70%	Shireen	60%
Dahl	93%	Santat	83%
Angelou	90%	Jeffers	87%
Walliams	88%	Blackman	87%
Lewis	90%	Zephaniah	96%
Rosen	87%	Mian	90%

A very BIG well done to **DAHL class** at Parkland Infant School and **ZEPHANIAH class** at Parkland Junior School for having the highest attendance for online learning over the past fortnight. **What superstars!** Once again, a massive thank you to all of the wonderful parents and carers for supporting us in ensuring we can continue our pupils' education in the best way possible.








EYFS LEARNING

In EYFS this week, our learning has focused on the Traditional Tale, "Hansel and Gretel". The children have written some very imaginative alternative versions of the story, researched animals that live in the forest and drawn maps from their house to a chosen special place. In maths we have learnt how to subtract in lots of different ways and the children have thoroughly impressed us with their knowledge of numbers. We have also been making our own gingerbread houses, learning our colours in French and we have been on a scavenger hunt! Phew! What a lot of hard work by our EYFS children! We are so proud of you all!



YEAR 1 LEARNING

Wow! Year 1, you continue to amaze us with your wonderful learning! These last two weeks you have continued to show such enthusiasm for learning your phonics and practising your handwriting. Our learning has taken us to the Arctic with our learning about igloos and Inuits. You have wowed us with your fact writing and instructions. Then back to the South Pole to act out the adventures of Robert Falcon Scott, our famous historical person we are learning about. We are so proud of you and look forward to all the lovely learning you send us. Keep up the good work! You are all superstars!





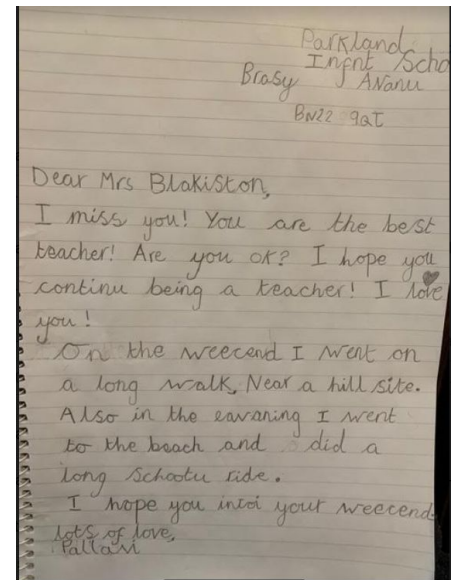
YEAR 2 LEARNING

Year 2 has had an exciting two weeks! They have started to work on developing their understanding of multiplication in maths. In English, they have written the most incredible alternative traditional tales. The children have shown what amazing imaginations they have! Our topic for History has been The Great Fire of London and the children have all been learning about Samuel Pepys and his incredible contribution to our knowledge of a key period in our British history. We have continued to read Roald Dahl's 'George's Marvellous Medicine' in our reading comprehension lessons. The children are becoming excellent at retrieving information from a text!

In Art, we have been learning about our author of the term, William Morris. The children have created their own masterpieces in the style of William Morris and have truly impressed us with their attention to detail.


Well done to Jayden and his family for their amazing effort with their fundraising for the NHS. During the last 5 months, the family have completed a challenge to cycle 100km. They finally hit their target, and received their medals after a gruelling 8.5km finale!

We would like to thank all of our lovely Year 2 children for their hard work. We extend heartfelt thanks to all of our amazing parents, carers, grandparents and siblings that are supporting our Year 2 learners with their home learning. It is a challenge to continue with home learning but we truly appreciate the hard work and support from you all!



Aleksandr's fitness experiment...

<p>Aim</p> <p>Does exercise help your health? ❤️</p>	<p>Hypothesis</p> <p>Heart beat goes up. You get hot and exhausted</p>	<p>How?</p> <p>Play Tag in the morning, and not play Tag in the afternoon.</p> <p>Test the heartbeat after exercise, and without exercise.</p>
<p>Fair test</p> <p>Use the same measures for both times.</p>	<p>Equipment</p> <p>Mum's Fitbit Timing over a one minute period in each test.</p>	<p>Method</p> <p>Write down the pulse readings from the Fitbit. Look at the difference between each test.</p>



YEAR 3 LEARNING

What an amazing week Year 3 has had! They have been working so hard both at home and in school and we are so proud of each and every one of you! Thank you for all the support from everyone looking after you at home, we appreciate you so much!



We have been working hard in maths where we have moved onto the new topic of money! We had to use our previous knowledge to help us use the correct symbols and add up correctly! Oliver has shown this by using hands on resources of money and presenting his work in a practical way!





We have really enjoyed being able to express ourselves through dance! We have been following Mr Wildman and then we were able to come up with our own dance to some very tense music! The children in Miss Shadwell's pod absolutely loved being able to do this and their performance was brilliant!



In science, we have been conducting some research about extinct animals! We used Kiddle to find out lots of different facts about our chosen animal and learnt about what a fossil is and how they are formed!

Name of creature: Titanosaur	Picture of animal
Latin name: clade Titanosauria	
Size: 7 - 40 metres	
Reason for extinction: The last group of sauropods but went extinct in the mass extinction event.	
Diet: broad, unselective plant diet - conifers, palms, grasses and rice and bamboo ancestors	
Information: Titanosaur, was a diverse group of sauropod dinosaurs which lived from the Late Jurassic Epoch to the end of the Cretaceous Period. Titanosaur fossils have been found on all continents except Antarctica and include some 40 species. The group contains the largest terrestrial animals known, some even approaching the size of modern whales. <i>Dreadnoughtus</i> was the largest titanosaur was the largest known land animal in Earth's history and could weigh up to 77 tons.	Picture of fossil
	

Name of creature: Thylacine / Tasmanian Tiger	Picture of animal
Latin name: Thylacinus cynocephalus	
Size: About 4 foot tall	
Reason for extinction: Humans killing them	
Diet: Sheep and other animals	
Information:	Picture of fossil
<ul style="list-style-type: none"> • It has stripes like a tiger • The last one died in 1936 • Some people believe they are still alive • They were very shy • They looked a bit like a wolf 	

In writing, we began to draft our powerful descriptions. This related to our current topic of Extreme Earth whereby we imagined we were on a beautiful Hawaiian Island and all of a sudden we witnessed a volcanic eruption! The children in Year 3 had some lovely ideas and their descriptive writing was very sophisticated. We started by writing the beginning - arriving on the island:



On a beautiful sunlit day, I arrived on a boat. The breeze was not too chilly and not too sweaty. The sea made me relaxed and i could see the little fish swimming around our boat!

I saw an enticing aqua sea. The emerald mountains looked like they were covered in fur that was velvety like an otter and one even had smoke gushing out of it. The smoke was a cloud dancing in the sky. The palm trees were as tall as giants and look down on us waving their arms in the breeze. The golden sand was in between my toes and felt cold and squishy wiggling against my warm feet.

I felt excited and nervous because i had never been there before but it seemed wonderful to visit! I couldn't see any suspicious people or scary monsters that wanted to eat us.

Suddenly I felt more worried than before.....

I arrived by plane on the beautiful, hot hawaiian island. As I stepped off the crowded plane, the heat hit me like a ton of bricks! I began to walk around the island, I looked up to see tall, rocky mountains towering over me like a giant! Peacefully, I walked barefoot along the hot, rough sand. It tickled my toes! The waves of the ocean splashed me and I walked along beside it. The sound of the waves calmed me and made me feel relaxed.

We then described the event of a volcanic eruption and the chaos that ensued! This was our favourite part as we could use lots of adjectives and sophisticated language in our writing!

Suddenly I felt more worried than before.....

All at once, the mountain started exploding with lava! I began worrying like crazy, I didn't know what to do since there was a volcano erupting near me! Smoke filled the air and yellow-orange fire spurted out like a whale blowing out air. The noise was deafening and the ground felt like it was shaking. I could feel the heat like a boiling kettle with steam coming out. The angry giant roared at us and I was terrified. I hid behind my parents and trembled with fear. We had to run. We ran so fast but I fell over and hurt my knee. I wanted to cry but I was too scared. We could see the boiling lava running down the side of the volcano, trying to devour us and the booming sound of the scary beast echoed in our ears.

We also had our first virtual music lesson! Our lovely music teacher Mrs Kierley has kindly been providing us with a zoom lesson in school and then an online video for those children at home. We have absolutely loved these lessons!



Here are some fun songs to help us learn our 3, 4 and 8 times tables!

3 times tables -

<https://www.youtube.com/watch?v=uneATAeac7Q>

4 times tables -

https://www.youtube.com/watch?v=8QU_E0u-tP4

8 times tables -

https://www.youtube.com/watch?v=z_BJr9rdwA

YEAR 4 LEARNING

Evie has worked really hard and made these outstanding rainbow cakes. Thank you Evie for showing such fantastic creativity - well done! Another member of year 4 who has been creative in the kitchen is Bobby! Well done for making some delicious treats!

In PSHE, the children focussed upon things that were important to them and reflected with some fantastic posters! Well done for these excellent and creative ideas! Year 4 also looked at different emotions and strategies they use to help them with some of these. Ebony wrote a wonderful poem on Self-Regulation that we would like to share with you below!



My Self-Regulation poem

Everyone feels emotions whether its happy, angry or sad,
There are strategies you can use that will make you feel glad.
The magic moustache, use your finger and press under your nose,
Try this and your sad feeling goes.

If you're feeling worried, upset and stressed,
Focus on your breathing so you can feel your best.
Pretend you have the best pizza slice in the world ever,
Sniff it through your nose and breathe out through your mouth to cool it down, this strategy is so clever.

This next strategy is called the self-hug,
You can use this when you're feeling lonely to make you feel snug.
Wrap your arms around yourself tight,
Take deep breaths and squeeze your shoulders with all your might.



These are some strategies you can use,
But there are lots more you can try so you don't get the blues.

Year 4 has been hard at work, making their very own information texts about the Romans. We have all been really impressed with the children's creativity with this task. They have presented their work exceptionally well, as we are sure you'll agree!


Gods

The Romans worshipped many gods and here are a few of them.

Mars was the god of war.
Venus was the goddess of love.
Mercury was the messenger of the gods.
Juno is the queen of the gods.
Jupiter is the king of the gods.

Picture



Roman calendar

Calendar





The calendar is another invention created and developed by the Romans. The first 12-month calendar was first created by an ancient Roman king and later on Julius Caesar developed it into the Julian calendar. This was the first calendar based on the movement of the sun rather than the moon, and consisted of 365 days. It is very similar to the calendar we use today.

Underfloor Heating

The Romans first came up with the idea of underfloor heating. The first underfloor heating system was developed in ancient Rome around 80 BCE. The Roman heating system was called a hypocaust and used stone stacks to spread hot air. The hypocaust was often used to heat baths.

Surgical tools and techniques

The Romans developed surgical methods and tools that are still used in modern day medicine, such as scalpels, bone drills, forceps and obstetric hooks.



Following on with our topic about the Romans, Isaac has made this incredible model of the Colosseum - well done Isaac and thank you for sharing!

Here are some fun songs to help you learn your 3, 4 and 8 times tables - you may remember these from last year!

3 times tables - <https://www.youtube.com/watch?v=uneATAeac7Q>

4 times tables - https://www.youtube.com/watch?v=8QU_E0u-tP4

8 times tables - https://www.youtube.com/watch?v=z_BJr9rdwA



This week, Jessica S has been working really hard on all of her times tables! She's produced some amazing work with her times tables from 1 to 12, and made it look very colourful too. Jessica has done especially well with her 7 and 12 times tables, which she's been working hard at! Thank you, Jessica, for showing such hard work in your maths!

Exploring the romans!

The strong empire

The romans mighty empire was the land that the romans ruled, this was made up of parts of Europe the middle east and north Africa. The large city was centre of the romans empire was rome which is now the city of Italy. As the city of rome was so important this is where the name 'the romans' came from for the group of soldiers.



The romans army is called 'latin'.

Roman language

The romans spoke a different language from the british called 'latin'. When the romans entered great britain the celt's couldn't speak latin although, some of the celt's decided to learn the language later on. Now a days we use many words from the language latin including some of childrens names.

Towns

When the romans invaded britain they were so used to living in towns with shops and markets that they decided to build lots of towns in britain. Although, Romans liked things being the same so most of the towns had big squares built in the middle of them called a 'forum' and then walls built around the outside of each town so there were protected by other armies.



This is the map of where the romans invaded.

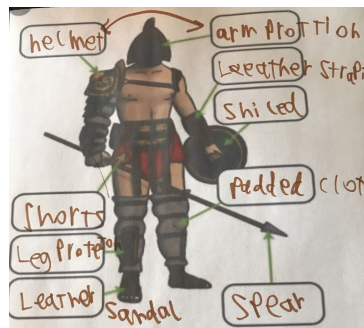
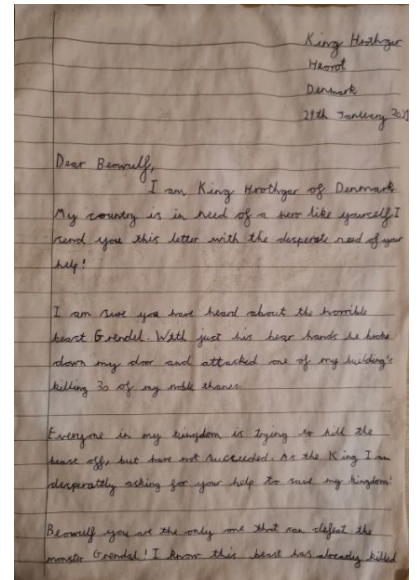
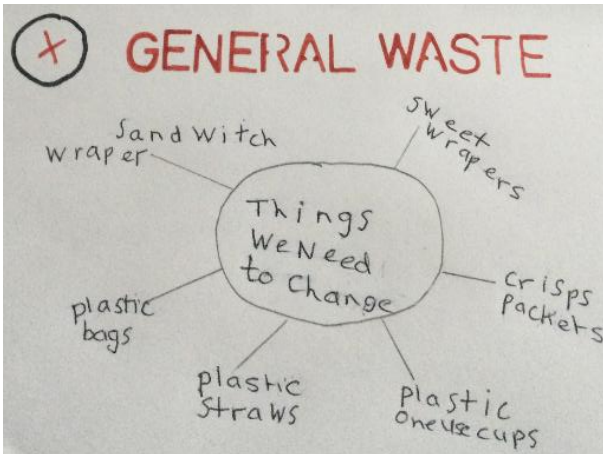
Where did the romans invade?

Roughly 2000 years ago, the ancient romans invaded britain. The romans had a big, strong army that conquered britain and ruled over the defeated celt's the people who lived in britain for 400 years. The romans then went onto invade and conquer many other countries around the world, and go on to build their mighty empire.

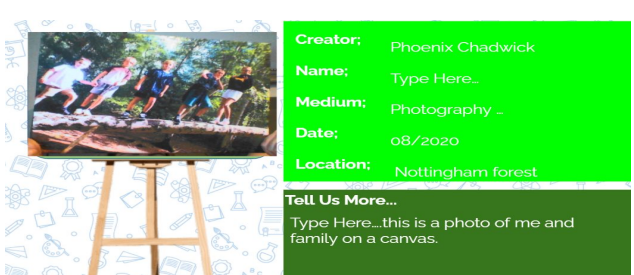
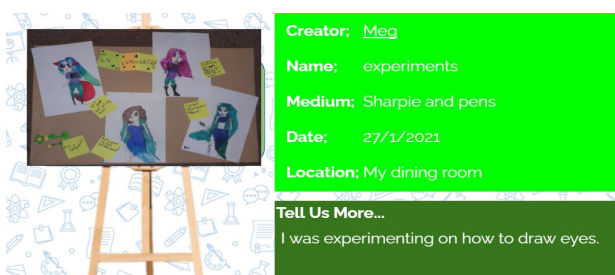
YEAR 5

Year 5 have been working so hard, both at home and at school. They have been learning how to write formal letters, and have written letters to Beowulf, asking for his help!

We are writing to you because the beast from hell, Grendel has caused my people great suffering and pain. We desperately need a heroic hero and we believe the name of the hero is Beowulf. This antagonising monster will not stop until there is no one left although I was once a warrior I am now a far too old nor can I send out my best men because Grendel has already slaughtered them. We need YOU and we need you fast.

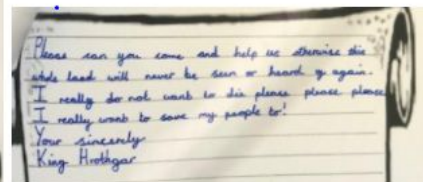




We have had two fantastic interactive Art galleries being opened, giving us the chance to comment on each other's work, as well as visiting a virtual cafe! This was a great opportunity to 'Show and Tell' our creativity inside and outside of the classroom. The teachers loved seeing the different creations, and reading the comments left in the 'Blog Forum and Cafe'. Such a talented group of artists.




There has also been some fantastic baking and cooking going on at home! Look at these made by Ana at home this week.

We love seeing your creations made at home and in school. Great job, Ana!





At storytime and in some reading lessons, Mr Jackson has been teaching a group about Arlie and the Witch. A great read, but also helps readers to understand and deal with their own mental health. With our wellbeing day coming up, it was a great opportunity to support our learners with understanding how they are feeling, and why. It's an exceptionally inspiring book, written by author Charlie Claydon. Some Year 5 pupils have worked on comprehension questions around this book, while discovering how to support their own wellbeing.



YEAR 6 LEARNING

Year 6 have been working hard this week to create drawings in the style of Roy Lichtenstein and we have been **amazed** at their work! They have also been writing some very interesting paragraphs about some very unique animals in the Amazon. In science the children have been learning about animal variations and their habitats. They had great fun designing new animals and their habitats.



Describe your creature here: Hedgehog, dog, cat, chameleon and frog species name: Hedocachafrog



Head: frog
Torso: chameleon
Legs and whiskers: cat
Back spines: hedgehog
Tail: Dog

The hedocachafrog is very powerful the strongest animal in the world. It can be as big as the average sized adult. It can shoot spines from his back when scared. All features from a frog. It can climb and jump really well. The dog tail is very strong with two sets of bones. This tail can break a humans legs if swiped. Cat claws for scratching if mad. Camouflage allowing the hedocachafrog to go invisible except its eyes. Its eyes can see really well from england to America. No one knows how. You can't catch the hedocachafrog they are too fast. The only way to capture is to feed this animal for two years to gain its trust.



Name: Albert

My suggested outdoor activities



Run around in the garden
You can walk any pets you have (only dogs) and take them around your garden you could also go to a close park or any forest.



When it's raining you can do any indoor activities like run on a treadmill and even if you've got a punching bag or something practise training on it you can also jump in the puddles and I like bike riding in the rain you can if you want.



When it's snowing go in your garden lay in the snow and make a snow angel and have a snowball fight! You could also go sledging!



ANCIENT MAYANS

INTRODUCTION

This fact file is about Ancient Mayans. In this booklet you will find out about where they originated from and when they came about.

What clothing they wore what weapons they had what food they ate and what they made out of it.

The entertainment they had how they lived the wealthy and the poor lived.

At the end of the booklet will be a glossary of unfamiliar words.

HOW THE RICH MAYANS LIVED

Rich Mayans wore better headcloths, jewelry and wore colorful clothing made from animal skin.

The most important person, the ruler the father or headman was. They lived in the city in a stone palace.

ENTERTAINMENT

Their entertainment was centered around religious ceremonies. They played music, danced and played a Mayan ball game. If you lost a game you would be sacrificed to the gods.

They had many dances including the snake dance the monkey dance and the dance of the sting.

HOW THE POOR MAYANS LIVED

Men wore tunics while the women wore long skirts.

The men and the women wore a blanket wrapped around their shoulders when it was cold called a huipil.

The poor worked as farmers.

They lived in huts near their farms. They were made out of mud and sometimes stone. They were single rooms with thatched roofs. In many areas they built them on top of a platform made out of stone or mud to protect from the weather.

MAYAN FOOD

The Mayans made tortillas, porridge and some drinks from maize which is a vegetable.

Other foods they ate were chilies, squash, beans, fish, deer, ducks and turkey.

They discovered the cacao tree which gave cacao beans. They thought it was a gift from the gods.

They used cacao seeds as money.



Congratulations to the following pupils

AWARDS OF THE WEEK AT PARKLAND INFANT SCHOOL

Class	Star of the Week and reason	Dojo Winner
Inkpen	<p>Lexie - for working so hard on her home learning, and brightening every day with her big cheeky smile on Tapestry! So proud of you!</p> <p>Vicky - for having such a brilliant attitude towards her learning and for always working super hard. What a superstar!</p>	Kody Logan
Kerr	<p>Yasmin - for all her hard work in school and for just being an absolute pleasure to have in the classroom. You are sunshine Yasmin!</p> <p>Daisy - for all of her outstanding home learning. I love seeing all your work, arts and crafts and especially your Verrall Zoo! What a star you are.</p>	Rudy Katie
Shireen	<p>Phoebe for her polar art and craft and great engagement with home learning. Rafael for his enthusiasm for learning especially in phonics. Superstars!</p> <p>Olivia for her enthusiasm and positive attitude to all the activities on Google Classroom. You are amazing!</p>	Rafael
Donaldson	<p>Caitlin - For always trying so hard with her online learning, even when she finds things tricky, and for having a huge smile on her face. We are so proud of you!</p> <p>Jack - For working so hard every day with his home learning. I am so proud of you for taking your positive learning attitude home with you! Well done!</p>	Luca Vicky
Santat	<p>Mason - for his constant effort and amazing creative writing.</p> <p>Iyla - For her incredibly creative mind and diligent work.</p>	Barney Harley
Dahl	<p>Lucas - For working so hard, even when the work has been challenging. Well done!</p> <p>Isobel - For her incredibly positive engagement with learning. Isobel brightens up every day with her lovely comments! Keep being 'you'!</p>	Serene Indi

AWARDS OF THE WEEK AT PARKLAND JUNIOR SCHOOL

Class	Star of the Week and reason	Dojo Winner
Angelou	<p>Susie - For her fabulous work in the pod!</p> <p>Oscar - For his amazing writing this week, he used some powerful vocabulary!</p>	<p>Phoebe D</p> <p>Tommy</p>
Jeffers	<p>Oliver - for always putting so much effort into his online learning.</p> <p>Henry - for always being willing to give something a go and never giving up!</p>	<p>Noah</p> <p>Ruben</p>
Walliams	<p>Zahraa - For your outstanding work throughout this term</p> <p>Lilly - For all of your consistently outstanding work - you really are an inspiration.</p> <p>Kai - For being such a superstar - thank you Kai for all of the amazing work you are doing!</p>	<p>Brooke</p> <p>Tommy</p> <p>Arthur</p>
Blackman	<p>Rosie - For her amazing writing during our Information Text! Well done!</p> <p>Tommy - For his amazing Maths work and effort to complete all of the stretch and greater depth activities!</p>	<p>Liam</p> <p>Jay</p>
Lewis	<p>Megan - For her super engagement, especially with PE!</p> <p>Chloe - For her proactive approach to online learning and willingness to adapt her work!</p>	<p>Harley</p> <p>Jamie</p>
Zephaniah	<p>Archie - for revisiting his work so carefully</p> <p>Grayson - such enthusiasm on Google Classroom</p>	<p>James</p> <p>Alfey</p>
Mian	<p>Daniel - For always completing the work on Google Classroom to an amazing standard!</p> <p>Finlay - For his amazing descriptions of the Amazon animals! Well done!</p>	<p>James</p> <p>Oliver</p>
Rosen	<p>Phoenix - For your wonderful history project.</p> <p>Samuel - For your PE work and great videos.</p>	<p>Albert</p> <p>Gaby C</p>

HOME READING

Children in Years 1 - 6 have a daily reading lesson on Google Classroom, and the children also know that they should carry on with extra daily home reading - purely for pleasure. In addition to any books you have at home, your class teachers will be recommending certain websites to the children. For example, the free eBook library at Oxford Owls is very popular

<https://www.oxfordowl.co.uk/for-home/find-a-book/library-page/>

Also, the Oak Academy Virtual School Library is releasing a wonderful new book each week. This week the book choice is "The Girl Who Stole an Elephant" by Nizana Farook.

<https://library.thenational.academy/>

**READING GIVES US
SOMEPLACE TO GO
WHEN WE HAVE TO
STAY WHERE WE ARE.**

- MASON COOLEY

The children also have free access, during school hours, to EPIC - an entire library of wonderful books. They will know their password for this. Some classes also have a virtual book corner with age appropriate books - such fun! We appreciate that they will need a break from screen time, so a newspaper, comic or recipe book are fabulous options in addition to other books you have at home. In a later newsletter, we will remind you of the rewards that children can earn for their home reading. Please keep up the recording in the diaries and we will soon be asking you to update us on any milestones reached. Remember this is for reading in addition to the Google Classroom lesson.



PARENT SUPPORT

Holding space is a local organisation that provides support to parents, families and children who are experiencing mental health issues. Parents can contact Holding Space directly for more information about their sessions which include walk and talk and weekly parent support group meetings.

PARENT SUPPORT GROUP



Are you caring for a child who is struggling with their mental health? You are not alone.

Join us for our friendly parent support group where we offer a safe, non-judgmental, confidential space for you to come together, be supported, share and chat with like-minded people. Everybody is welcome!



Every
Wednesday
9.30AM - 12.30PM
Langney
Community
Library,
Langney
Shopping Centre,
Eastbourne
BN23 7RT



Please get in touch for more info:

✉ contact@holdingspace.org.uk ☎ 07922 851207
🌐 www.holdingspace.org.uk 📱 @EastbourneHoldingSpace



Community Development



Willingdon Trees Community Volunteers

Coronavirus Help Point

Are you self-isolating and need help?

 ARRANGING DELIVERIES	 PICKING UP SHOPPING & MEDICATION	 A FRIENDLY PHONE CALL	 POSTING MAIL	 URGENT SUPPLIES	 HELP TOPPING UP ELECTRIC OR GAS KEY
--	---	--	---	--	--

Our team of volunteers are here to support you!

Telephone: 01323 504438
Text: 07796869347 or 07920526216
E-mail: eastbourne@sussexcommunity.org.uk

Willingdon Trees Community Centre, 101 Holly Place, Eastbourne, BN22 0UT

In partnership with

 HM Government	
---	---

MEMBER OF  EASTBOURNE 
Supporting Voluntary Action across Eastbourne, Lewis, Colchester and Hastings

 Bags of Help 